

WASH Fact Sheet 2018

Cape Verde



Global Commitments

SUSTAINABLE DEVELOPMENT GOALS

⊘ No data ✓ On track ! Marginally off track ✗ Very off track

- ! 1.4 Access to basic water for all
- ! 1.4 Access to basic sanitation for all
- ⊘ 6.1 Access to safely managed drinking water for all
- ⊘ 6.2 Access to safely managed sanitation for all
- ⊘ 6.2 Access to basic hygiene for all

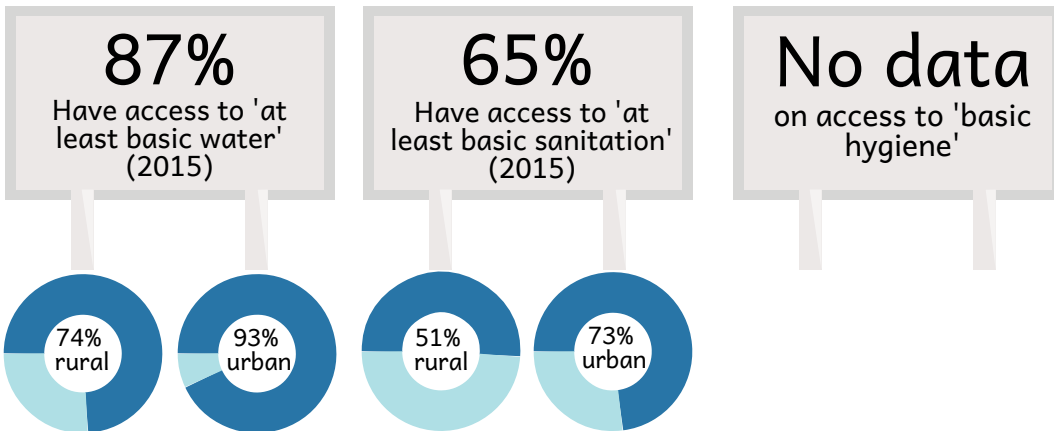
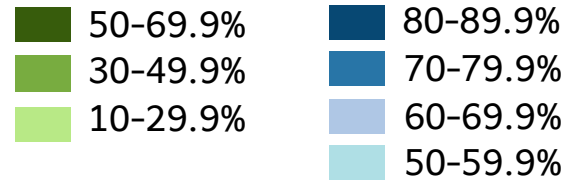
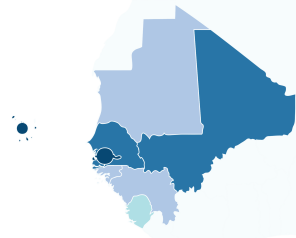
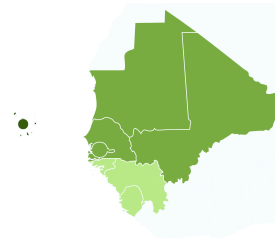
MILLENNIUM DEVELOPMENT GOAL 7 - WATER AND SANITATION

✓ Achieved ✗ Not achieved

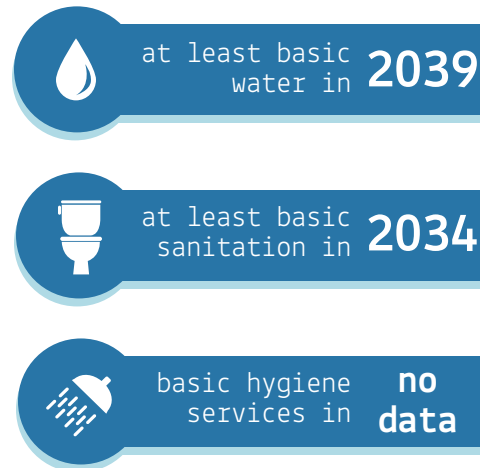
- ✗ To halve the proportion of people without basic sanitation
- ✗ To halve the proportion of people without access to safe water

Regional comparisons

Access to 'at least basic sanitation' (2015) Access to 'at least basic water' (2015)



Based on current rates of progress Cape Verde will reach everyone with...



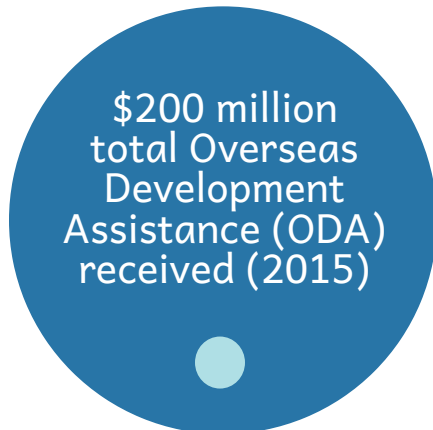
28% of population defecate in the open (2015)

10 total deaths due to diarrhoeal diseases among children under 5 (2015)

100% schools with sanitation services (2013)

95% schools with water services (2013)

6 number of deaths due to diarrhoeal diseases caused by poor WASH among children aged under 5 years (2015)



■ Total ODA received
■ Total ODA spent on WASH

\$24.3 million (12.2%) spent on water/sanitation

Top WASH Donors

U.S.A		\$9,625,818
France		\$8,323,374
Japan		\$3,138,405
Luxembourg		\$3,002,073
European Union		\$25,103