



## Global Commitments

### SUSTAINABLE DEVELOPMENT GOALS

⊘ No data ✓ On track ! Marginally off track ✗ Very off track

- ✗ 1.4 Access to basic water for all
- ✗ 1.4 Access to basic sanitation for all
- ✗ 6.1 Access to safely managed drinking water for all
- ⊘ 6.2 Access to safely managed sanitation for all
- ⊘ 6.2 Access to basic hygiene for all

### MILLENNIUM DEVELOPMENT GOAL 7 - WATER AND SANITATION

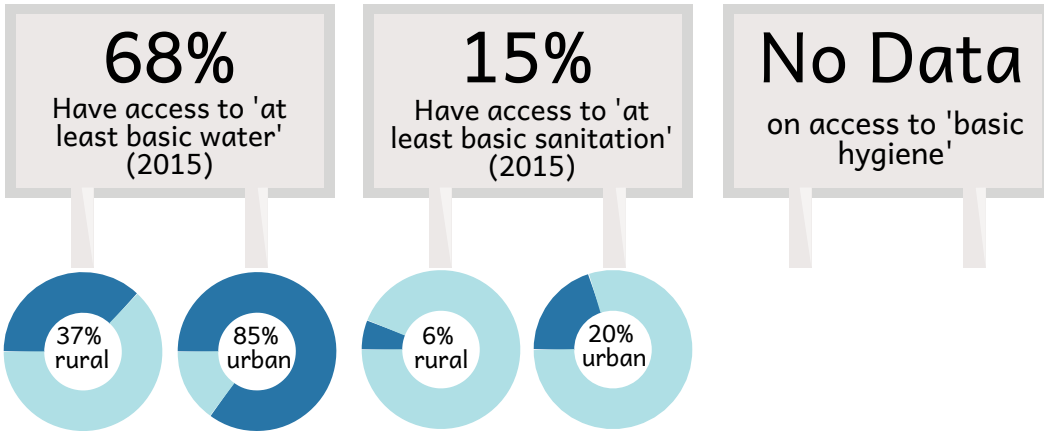
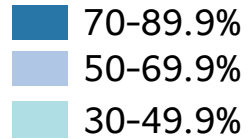
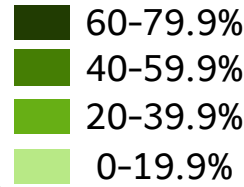
✓ Achieved ✗ Not achieved

- ✗ To halve the proportion of people without basic sanitation
- ✗ To halve the proportion of people without access to safe water

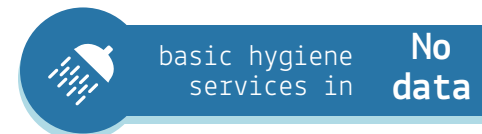
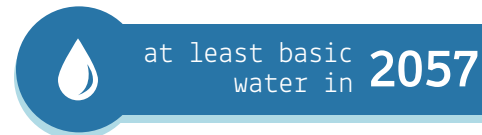
## Regional comparisons

Access to 'at least basic sanitation' (2015)

Access to 'at least basic water' (2015)



Based on current rates of progress Congo will reach everyone with...



**1,624** cholera cases reported in 2013

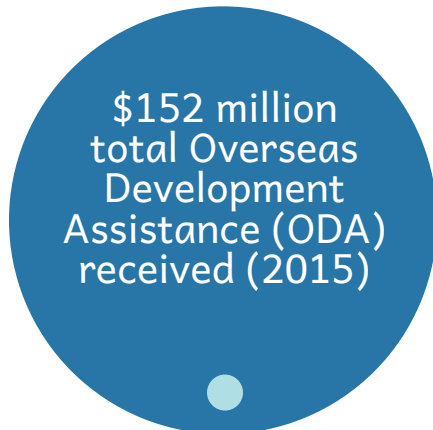
**374** total deaths due to diarrhoeal diseases among children under 5 (2015)

**15%** schools with sanitation services (2013)

**33%** schools with water services (2013)

**25%** stunting in children under 5 (2011)

**8%** of population defecate in the open (2015)



- Total ODA received
- Total ODA spent on WASH

**\$1.73 million (1.13%) spent on water/sanitation**

## Top WASH Donors

European Union		\$846,511
France		\$333,460
Japan		\$224,265
UNICEF		\$9,751