



In July 2018 the Government of Senegal will report on their progress towards SDG 6 at the High Level Political Forum at the United Nations. WASHwatch have produced this factsheet to share key messages on WASH progress in Senegal and encourage data based advocacy by civil society.

1. Senegal is not on track to achieve the water, sanitation or hygiene targets in the sustainable development goals



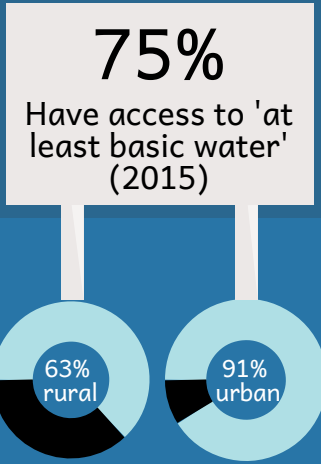
Water

Based on current progress, Senegal will reach 100% with 'at least basic' water in **2043**

There is **no data** on 'safely managed water'

3, 753, 780 people don't have access to 'at least basic' water

That's one
in four



Sanitation

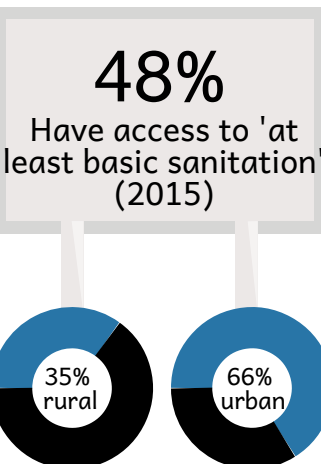

Based on current progress, Senegal will reach 100% with 'at least basic' sanitation in **2094**

24% of the population have access to 'safely managed' sanitation

15% of the population defecate in the open

7, 813, 039 people don't have access to 'at least basic' sanitation

That's over
one in two

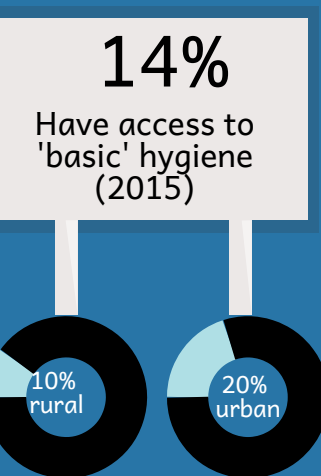




Hygiene

Based on current progress, Senegal will reach 100% with 'basic' hygiene services in **5080**

12, 786, 621 Senegalese do not have access to 'basic' hygiene services

That's six
in seven





2. Lack of WASH impacts education


Two in three schools have sanitation services

55% of schools have water services

649,942 children of primary school age are currently not in school

The adult literacy rate of Senegal is **56%**

3. Lack of WASH access is causing negative health impacts



2,483 children under 5 die every year because of preventable diarrhoeal diseases caused by poor water, sanitation and hygiene.

19% of Senegalese children under 5 are stunted

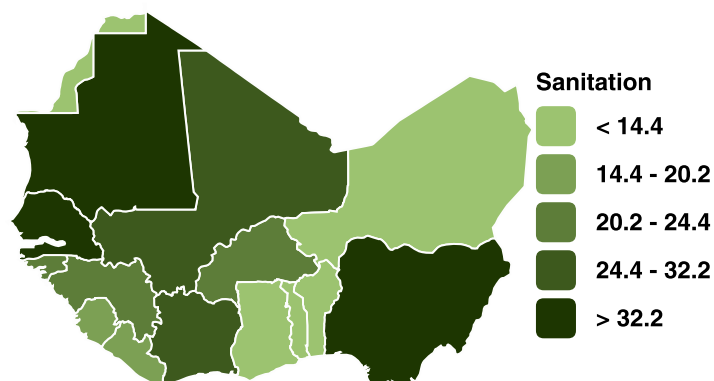
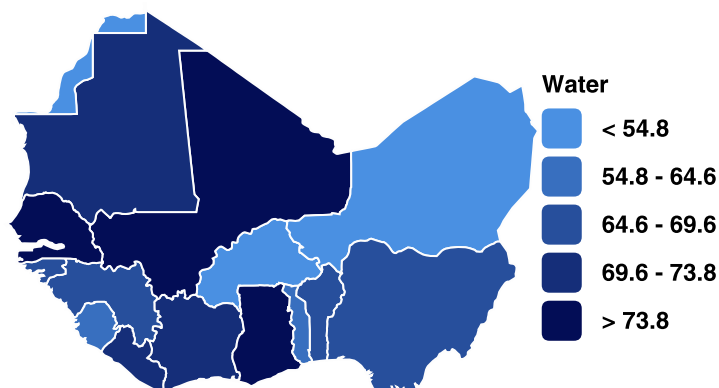
Half of these cases of stunting are due to a lack of water, sanitation and hygiene

There have been over **55,000 cholera cases reported** in the past 10 years
Cholera is caused by poor water, sanitation and hygiene.

4. Senegal has worse WASH access than similar countries in Sub Saharan Africa

At least basic water

Senegal has similar basic water access as its neighbouring countries. It is higher than Sub Saharan Africa's average of 57%

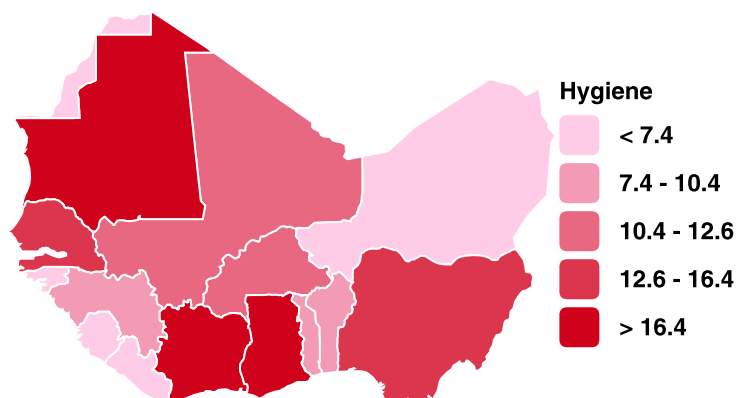


At least basic sanitation

Senegal has similar basic sanitation access figures as Mauritania. It is higher than Sub Saharan Africa's regional average of 28%

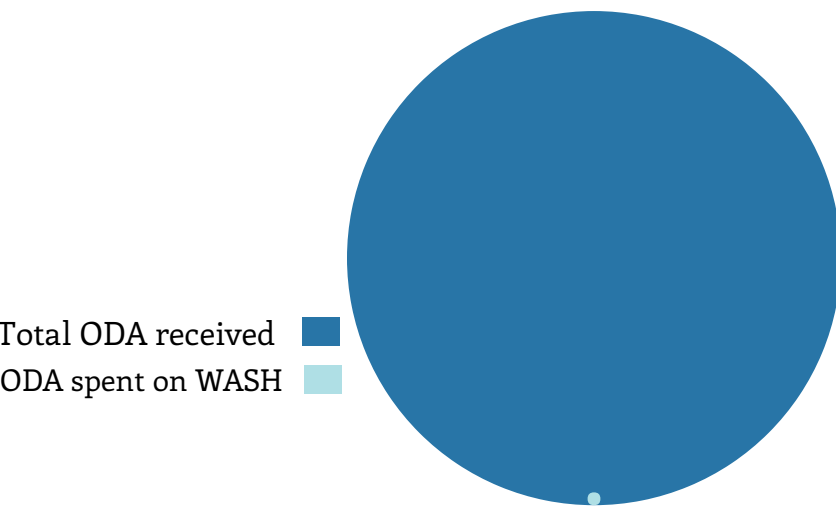
Basic hygiene

Senegal has lower basic hygiene access figures than Cote d'Ivoire and Ghana. It is lower than Sub Saharan Africa's regional average of 28%



5. WASH in not being prioritized domestically...

The Government of Senegal spent 0.6% of gross domestic product on WASH in 2015



...or in Overseas Development Assistance (ODA)

Just 3% of the \$1 billion Senegal receives for ODA goes to water, sanitation and hygiene.

Top WASH Development Partners

1. European Union



\$10,067,044

2. France



\$6,661,258

3. United States of America



\$2,530,420

4. World Bank



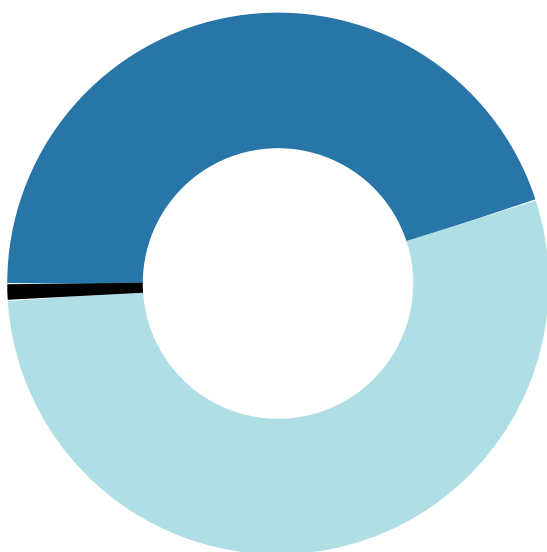
\$2,518,423

5. Japan

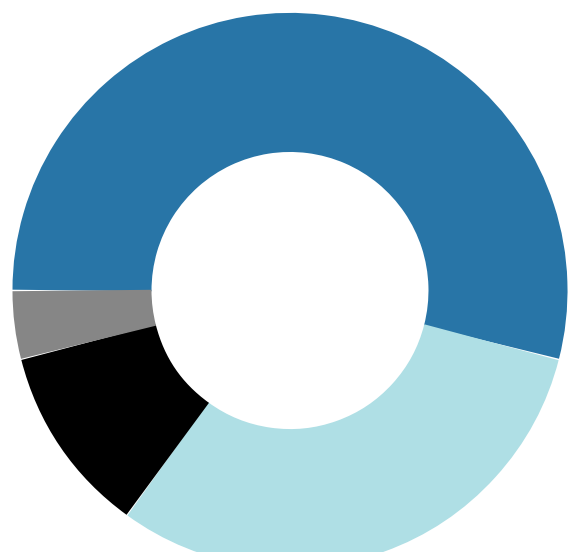


\$1,369,342

Senegal's WASH ODA by systems



Senegal's WASH ODA by channels



Large systems (45%) Basic systems (54%)
Education and training (1%)

Public Sector (54%) NGOs & Civil Society (31%) Other (11%)
Research Institutes (4%)

6. Senegal's track record on delivering WASH commitments

⊘ No data

✓ On track/Achieved

! Marginally off track

✗ Very off track/Not achieved

Sustainable Development Goals ✗

- ✗ 1.4 By 2030, ensure all men and women, in particular the poor and vulnerable, have access to **basic water**
- ✗ 1.4 By 2030, ensure all men and women, in particular the poor and vulnerable, have access to **basic sanitation**
- ⊘ 6.1 By 2030, achieve universal and equitable access to **safely managed drinking water** for all
- ✗ 6.2 By 2030, achieve universal and equitable access to **safely managed sanitation** for all
- ✗ 6.2 By 2030, achieve universal and equitable access to **basic hygiene** for all
- ✗ 6.2 By 2030, end **open defecation**

Millennium Development Goals !

- ✗ 7C. To halve the proportion of people without **improved sanitation**
- ✓ 7C. To halve the proportion of people without **improved water**

Rights to Water and Sanitation !

! To support the right to safe and clean drinking water and sanitation as a human right that is essential to the full enjoyment of life and all human rights. Recognising this right in own national policies and the United Nations.

Sanitation and Water for All commitments ✓

eThekwini 2015 commitments ✓

eThekwini 2013 commitments ✓

WASH Definitions Source: Joint Monitoring Programme

Safely managed water: Drinking water from an improved water source that is located on premises, available when needed and free from faecal and priority chemical contamination

At least basic water: Improved water source within 30 minute round trip. (Includes safely managed estimates where available)

Safely managed sanitation: Use of improved facilities that are not shared with other houses and where excreta is safely managed

At least basic sanitation: Use of improved facilities that are not shared with other households

Basic hygiene: Availability of hand washing facility on premises with soap and water

Data sources, methodologies and more can be found at: <https://washwatch.org/>

